

和平使者計劃（香港）

本通告取代於 2014 年 12 月 15 日發出之國際通告第 32/2014 號。

世界童軍委員會於 2011 年發起「和平使者計劃」(Messengers of Peace)，旨在鼓勵逾百萬名童軍成員為其社區作出小貢獻，並向全世界推廣，以感染更多童軍成員為社區出一分力。任何有助促進健康、環境、社會環境、安全或減少衝突等的童軍活動，都可納入為「和平使者計劃」。

為了對童軍成員的貢獻作出肯定，由 2014 年 12 月 1 日起，童軍成員參加任何已於 www.scout.org 註冊及本會核准的和平使者計劃活動，即可於童軍制服佩戴和平使者章（見右圖），由活動首天起計，為期 12 個月。如成員完成另一項認可的和平使者計劃活動，則可繼續佩戴和平使者章 12 個月。

佩戴位置

和平使者章應縫在童軍制服恤衫右胸袋口上方中央位置。如成員於同一時間佩戴活動紀念章，則兩個章應平排並列，和平使者章在左方位置（內側）。



（和平使者章）

本港的和平使者計劃

本會鼓勵各童軍單位籌辦和平使者活動。地域、童軍知友社以及部分署已委任「和平使者統籌」（詳情請參閱「和平使者計劃流程」）。各單位可向所屬之地域／署「和平使者統籌」將有關活動申請為「和平使者計劃認可活動」（計劃書見 Form: MoP/01）。基本認可條件如下：

- (1) 活動必須切合和平使者計劃的任何一項主題；及
- (2) 活動過程中必須含有服務元素，每名參加者須為社區提供最少一小時的服務

經認可的和平使者活動可在宣傳海報中使用「和平使者」的徽號，但在經本會許可前不得使用該徽號製作紀念章、其他紀念品或加在任何宣傳品上。完成計劃後，申請童軍單位需按「和平使者計劃流程」提交報告，並向所屬單位和平使者統籌呈交「參加單位購章申請表」（Form: MoP/02），獲核准後，可獲發購章券。申請者憑券及童軍會員證或領袖委任書／証，可到童軍物品供應社購買和平使者章，和平使者章每枚售價為港幣 5 元。獲核准的童軍單位亦會獲邀出席每年舉辦之和平使者計劃嘉許禮，並獲頒發證書。

如活動由多於一個不同地域的童軍旅舉辦，該項活動可向任何一個主辦童軍旅所屬的地域「和平使者統籌」申請認可。如活動主辦單位所屬的地域／署尚未委出「和平使者統籌」，則可將該項活動申請交予國際署處理。

海外的和平使者計劃

成員如參加海外的和平使者活動，可於活動後向國際署申請認可，並佩戴和平使者章。

如有查詢，請致電 2957 6400 與國際署聯絡。

國際總監
（何世孝 代行）

香港童軍總會
Scout Association of Hong Kong
和平使者計劃流程
Flow Chart of Messengers of Peace (MoP) Project

1: 遞交活動計劃書 Submission of Project Proposal 【Form: MoP/01】

負責領袖須於活動首日前最少一個月向所屬署／地域的和平使者統籌遞交和平使者活動計劃書【Form: MoP/01】，申請批核。

Leader-in-charge submits the project proposal 【Form: MoP/01】 to the MoP Coordinator of your Branch / Region for approval at least one month before the commencement date.

署及地域的和平使者統籌名單 Name list of MoP Coordinators of Branches and Regions

總會署及地域 Branch and Region	和平使者統籌 MoP Coordinator
青少年活動署 Programme Branch	張俊彥 William CHEUNG
訓練署 Training Branch	林有根 LAM Yau-kan
公共關係署 Public Relations Branch	蔡嘉俊 Patrick CHOY
童軍知友社 Friends of Scouting	邱祖耀 Jasper YAU
國際署 International Branch	何世孝 Simon HO
港島地域 Hong Kong Island Region	何偉強 Terrence HO
九龍地域 Kowloon Region	殷斯偉 Gary YAN
東九龍地域 East Kowloon Region	薛敏儀 Ivy SIT
新界地域 New Territories Region	吳和來 NG Wo-loi
新界東地域 New Territories East Region	林偉康 LAM Wai-hong

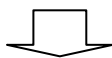
註：(a) 各單位應向所屬署／地域之和平使者統籌遞交申請，若所屬單位未有認可之和平使者統籌，則可向國際署遞交申請。
(b) 和平使者計劃要求，請參閱國際通告第 03/2016 號。

Remarks: (a) Units should submit their proposals to MoP Coordinator of the respective Branches/Regions, while units without recognized MoP Coordinator may submit the application to International Branch directly.

(b) For the requirement of MoP Projects, please refer to the International Circular No.03/2016.



2. 取得所屬署／地域和平使者統籌許可
Obtain Approval from the MoP Coordinator of your Branch / Region



3. 實行計劃 Implementation of Project Proposal

負責領袖在活動期間或活動後協助參加者在世界童軍組織網站(www.scout.org) 註冊戶口，並取得和平使者編號 (scout.org 個人主頁中 <http://scout.org/user/> 後的數字〈見 P.2 圖〉)

During the implementation or after completion of the project, Leader-in-charge assists participants in creating their personal profiles at the website of World Organization of the Scout Movement (www.scout.org) and collects their MoP ID (number after <http://scout.org/user/> in the personal page on scout.org – see illustration on P.2)

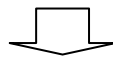
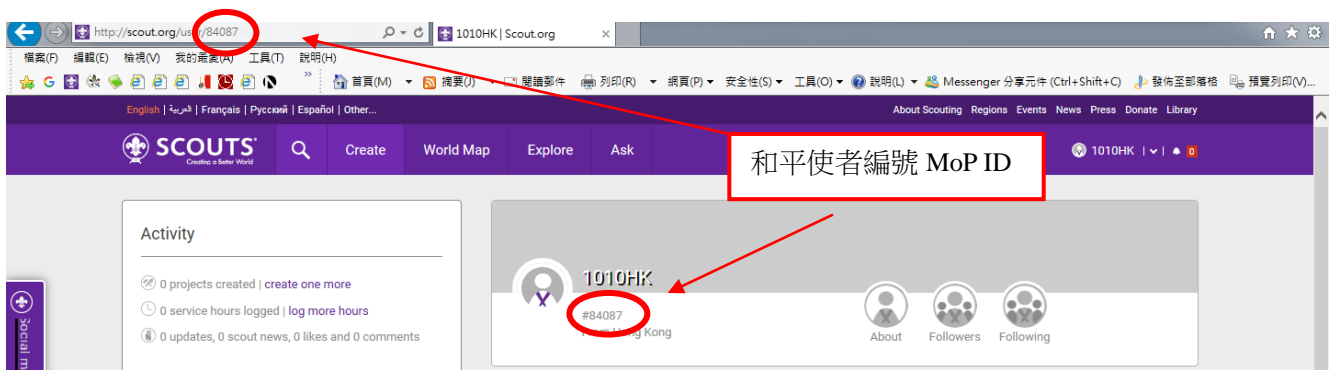
註 Remark: (i) 幼童軍及小童軍可豁免註冊 Grasshoppers and Cub Scouts can be exempted from creating of personal profile.

(ii) 參加者只需註冊 1 次，成員日後參加其他和平使者活動時，應提供已註冊的和平使者編號。

Participants only need to register once. Members who participate in other MoP Projects should submit the same MoP No.



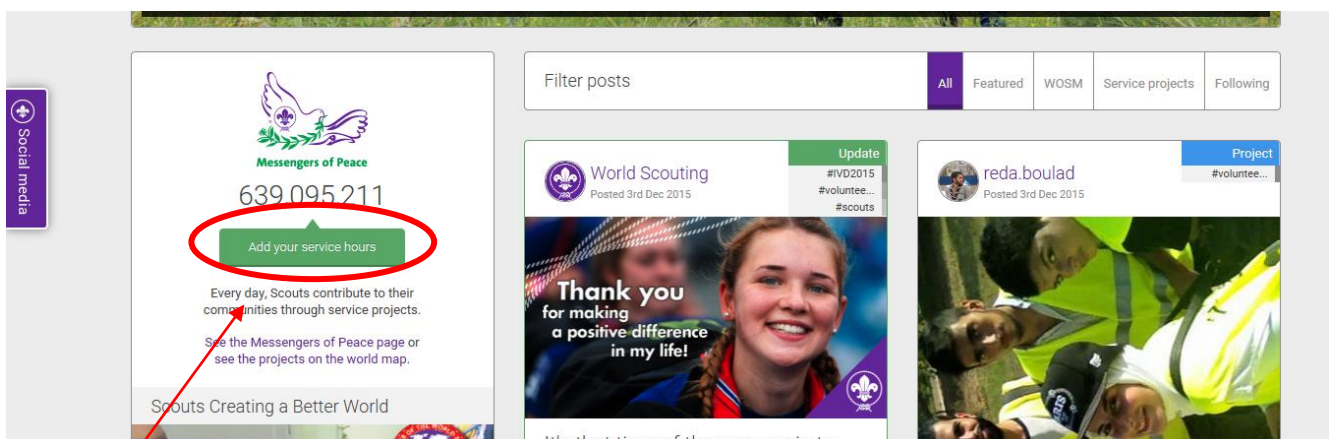
After the registration, check your email and click the link. 完成註冊後檢查你的電郵郵箱，並點擊電郵內的連結。



4. 遞交活動報告 Submission of Project Report

活動完結後，負責領袖 After the completion of the project, Leader-in-charge

- (i) 在 www.scout.org 匯報活動時數、參加者人數及遞交活動相片／影片，並 reports the no. of service hours, no. of participants & photos / video at www.scout.org and
- (ii) 向所屬署／地域遞交已上載上述資料的互聯網連結 (<http://scout.org/node/xxxx>) 及參加單位購章申請表【Form: MoP/02】，以便核實資料。
sends the hyperlink (<http://scout.org/node/xxxx>) with the above-mentioned information uploaded, together with the Badge Purchase Request Form 【Form: MoP/02】 , to the respective Branches / Regions for verification.



Click “Add your service hours” after login.
登入後，按“Add your service hours”

Input the information of your MoP project, such as Title, Topic, Project Period, Service Hours, Description, Photos and so on. 輸入你的 MoP 活動資料，包括活動名稱、題目、活動時段、服務時數、活動報告、活動照片等。

The screenshot shows the 'Create Project' form on the Scouts website. The form is divided into several sections:

- Language:** A dropdown menu with '- Select a value -'.
- Title:** A text input field.
- Project Period:** Two date input fields for start and end dates, with a note: 'Choose start and end date for the project. Date: 11 Nov 2015. E.g., 12 Nov 2015'.
- Description:** A large text area for the project description.
- Topics:** A text input field.
- Tags:** A text input field with a search icon.
- Service Project:** A checkbox labeled 'Service Project' with the question 'Is this a Service project?'.
- Service hours:** A text input field with a note: 'Total number of service hours: Number of Participants x hours spent per participant.'
- Number of Participants:** A text input field.

Below the description field, there is a note: 'You are able to use some HTML tags. Use bold text to mark text as bold. Use <i>italic</i> to mark text as italic. Use <u>underline</u> to underline text.' A small world map is visible at the bottom right of the form.

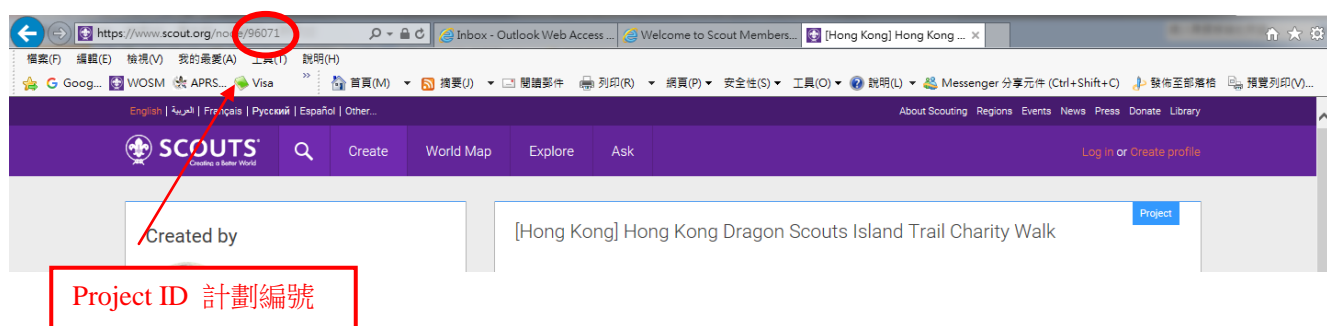
This screenshot shows the lower portion of the 'Create Project' form, focusing on file uploads and additional details:

- Pictures:** A section for adding images with an 'Upload' button. Note: 'Files must be less than 256 MB. Allowed file types: png gif jpg jpeg.'
- Documents and Files:** A section for adding documents with an 'Upload' button. Note: 'Files must be less than 256 MB. Allowed file types: txt doc docx xls xlsx zip rar pdf png jpeg jpg jpe gif rtf ppt ppx pages.'
- Number of Participants:** A text input field.
- Links:** A section for adding links with an 'Add another item' button.
- Videos:** A section for adding videos with an 'Add another item' button.

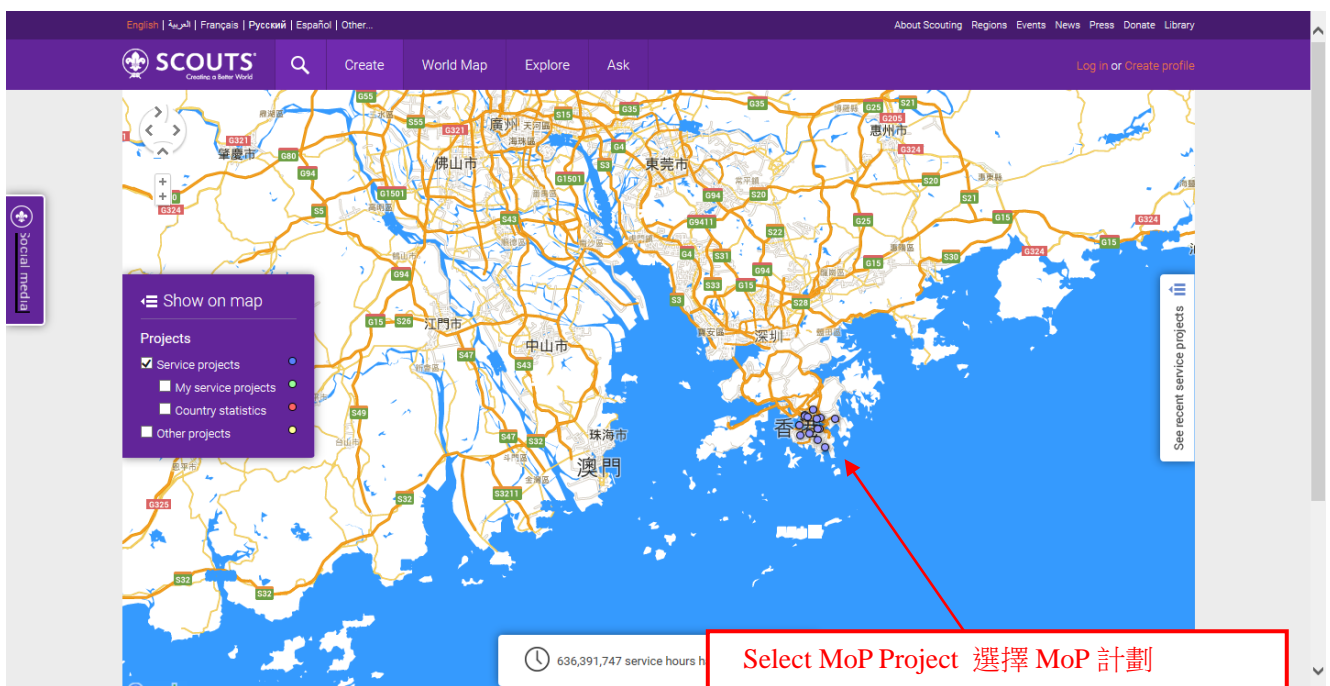
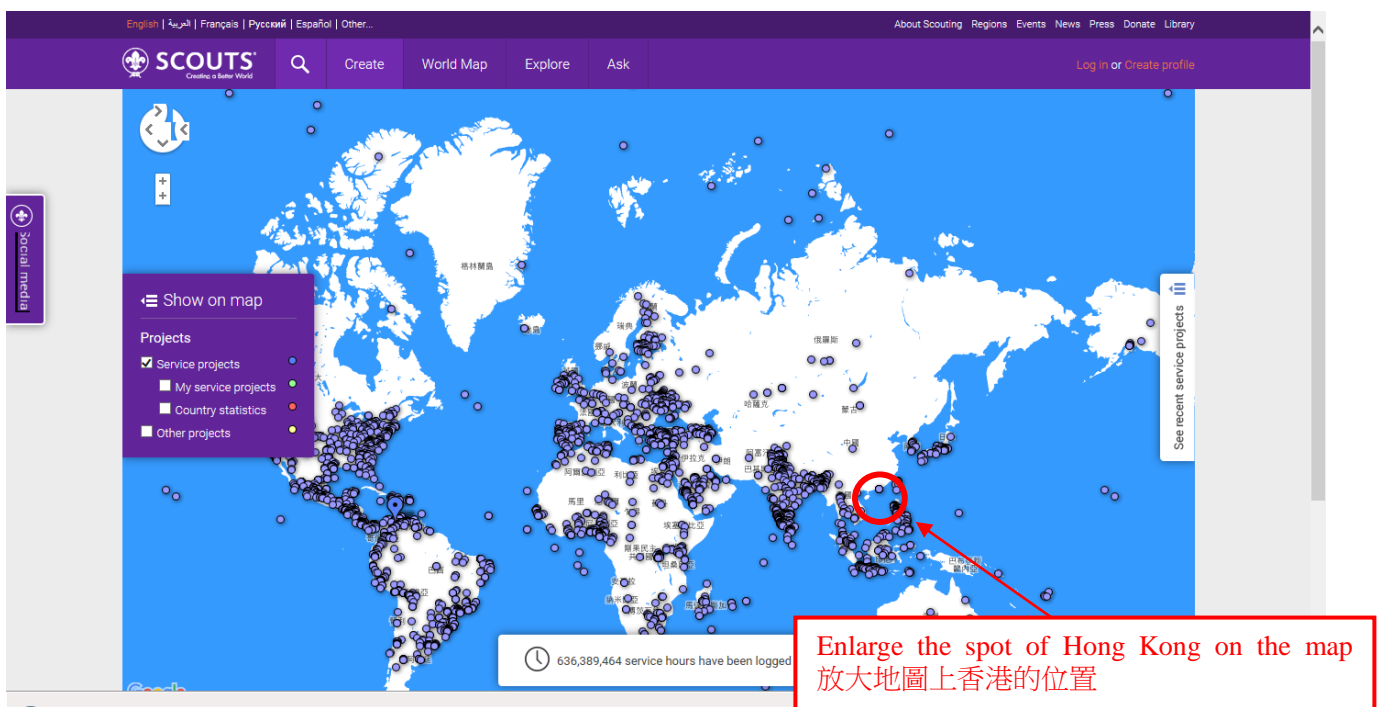
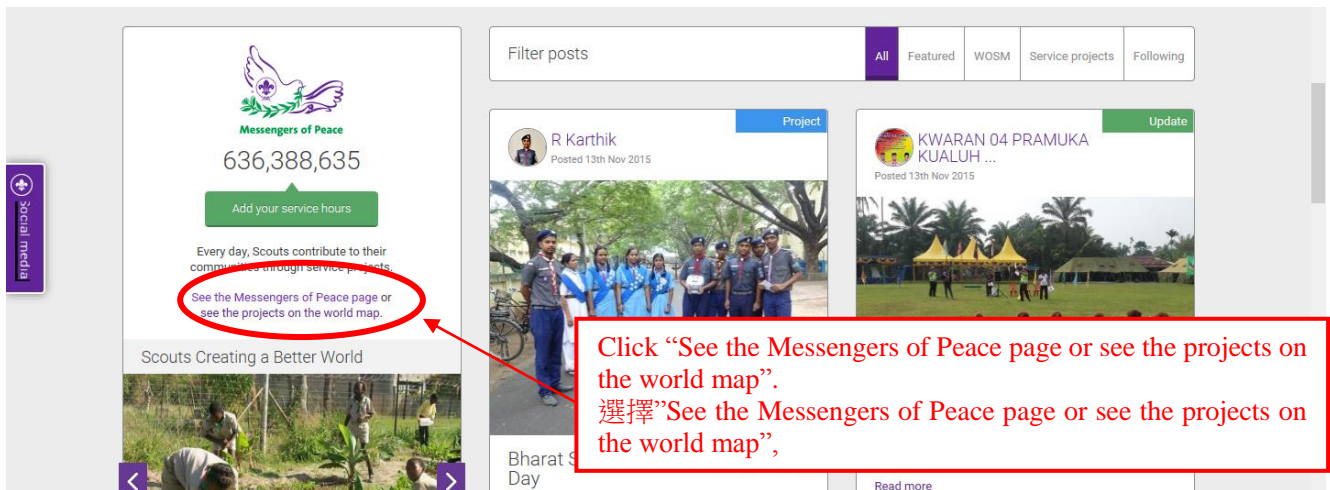
At the bottom of the form, there are 'Publish' and 'Save as draft' buttons, and a note: 'By submitting this form, you accept the Mollom privacy policy.'

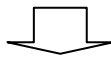
After uploading, details of your MoP project will be shown on the website of World Organization of the Scout Movement (www.scout.org). A MoP Project ID is assigned to each Project.

完成後，你的 MoP 活動詳情便成功上載於世界童軍組織網站(www.scout.org)，並取得該計劃的計劃編號 (MoP Project ID)。



如何尋找其他香港 MoP 計劃？ How to find other MoP Projects in Hong Kong?





5. 署／地域發出和平使者章購章券
MoP Ring Badge Coupon issued by Branch/Region

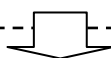
注意：購章券必須已蓋上和平使者統籌的印章(見下圖)
 MoP Ring Badge Coupon should have stamped the MoP Coordinator chop (see picture below)



團體購章券
 Badge Coupon (Group)

個人購章券
 Badge Coupon (Individual)

For MoP Projects organized by Branches and Regions only)



6. 購買和平使者章 Purchase of MoP Ring Badge (HKD5.00 each)

- (i) 個人購買(只適用於總會各署及地域所舉辦之活動) – 參加者自行憑購章券到童軍物品供應社購買和平使者章。
 For Individuals (for activities organized by Branches and Regions only) – Participants present the Badge Coupon to purchase MoP Ring Badge at the Scout Shop.
- (ii) 團體購買 – 活動負責人或單位領袖應憑購章券為所有參加者到童軍物品供應社購買和平使者章。
 For Unit – Leaders-in-charge present the Badge Coupon to purchase MoP Ring Badge at the Scout Shop for all participants.

注意 Note : (a) 團體購章券只能使用一次。Badge Coupon (Group) is for one-time purchase only.
 (b) 購章時，購買者必須出示童軍會員證或有效領袖委任書／證以供核對。購章券會由童軍物品供應社收集。Participants or Leaders-in-charge are required to present their Scout membership card or valid Scout Warrant for verification. Scout Shop will collect the redeemed coupon.



7. 擲交「派發和平使者章紀錄表」【Form: MoP/03】
Submission of the “Release of MoP Badges Purchase Voucher Record”

和平使者統籌須每年6月30日及12月31日向國際署擲交「參加單位購章申請表【Form: MoP/02】及「派發和平使者購章券記錄表」【Form: MoP/03】。

MoP Coordinators are required to submit the “MoP Badge Request Form” 【Form: MoP/02】 and “Release of MoP Badges Coupon Record” 【Form: MoP/03】 to International Branch on 30 June and 31 December every year.



所屬單位和平使者統籌負責
 to be completed by MoP Coordinator of the respective Branch/Region



申請和平使者計劃負責領袖負責
 to be completed by the Leader-in-charge of the Unit

註：童軍成員可於童軍制服佩戴套上會員章的和平使者章，由活動首天起計算，為期12個月。如成員完成另一項獲認可的和平使者計劃活動，則可繼續佩戴和平使者章，由該活動首天起計算額外12個月。

Remarks : Members of Scout Association of Hong Kong are allowed to wear the MoP Ring Badge around the Membership Badge on their Scout uniform for 12 months from the first day of the MoP project. If members participate in another recognized MoP project, they will be allowed to continue to wear this badge for another 12 months, starting from the first day of the project.